

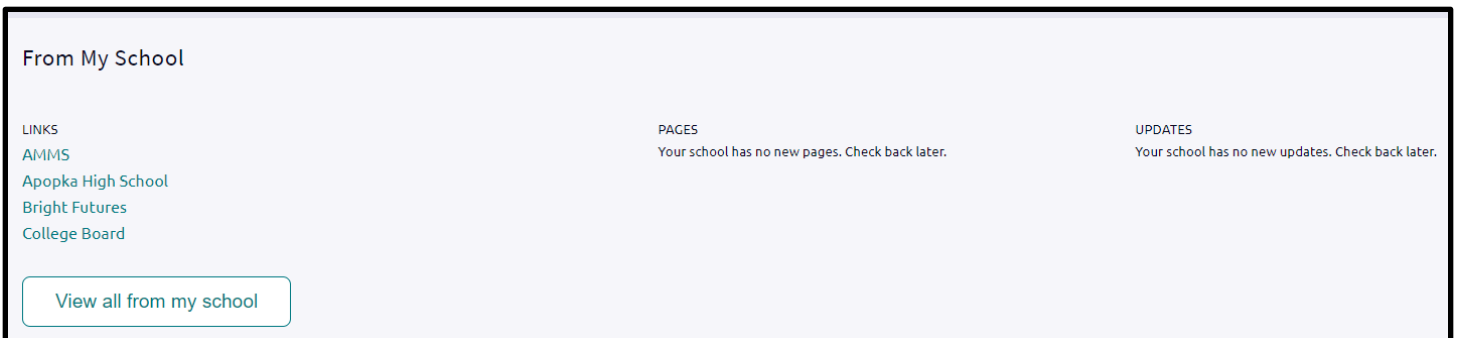
Naviance Student

6th Grade Activities

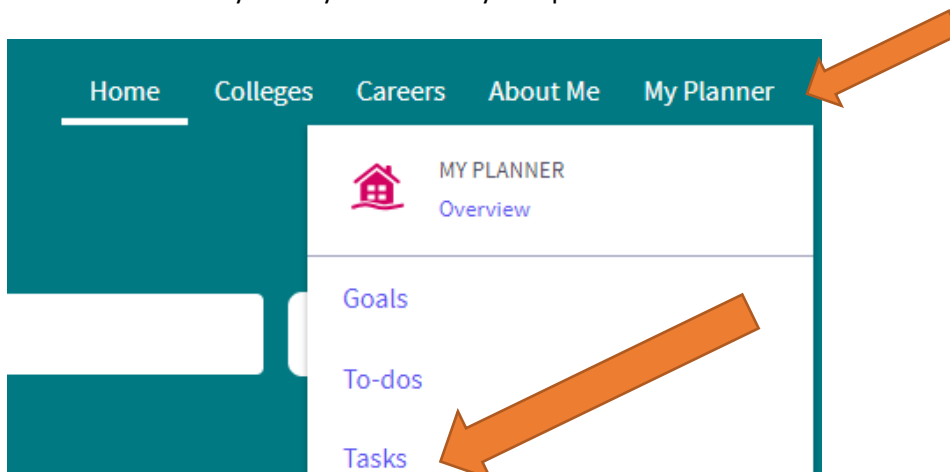
Once logged into Family Connection, you will be on the Home Page. From here, you can view your inbox for any unread messages and browse different information provided by your school. The icon for mail is in the upper right-hand corner.



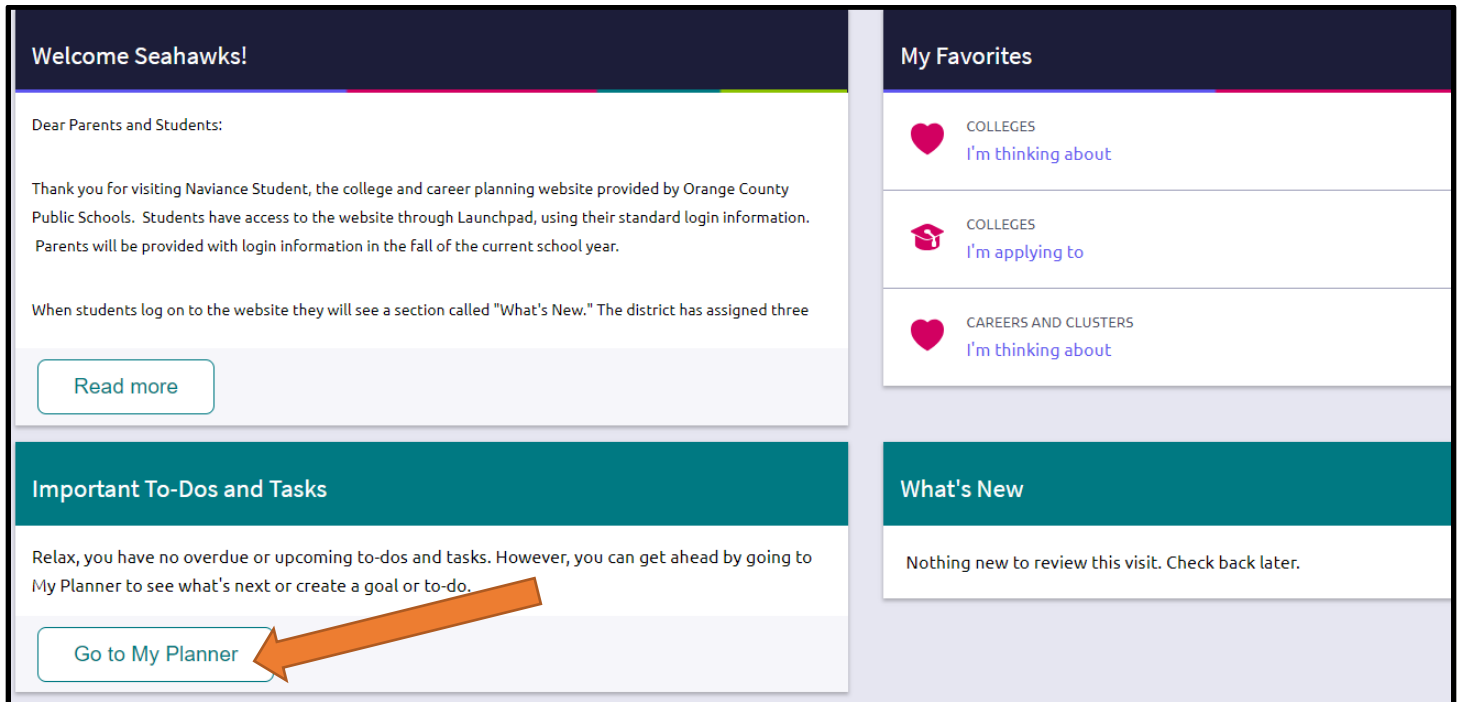
Scroll down to see Links/Pages or Updates from your school



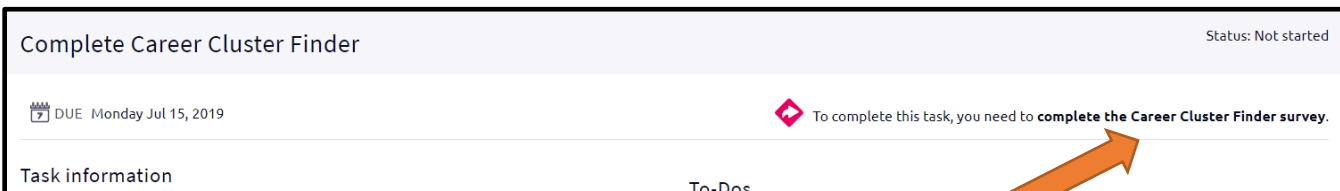
- To see tasks assigned to you, click on “My Planner” on the right hand side and choose “Tasks.” Note: Sometimes updates are made and you may have already completed the task identified.



You can also view program and task assignments on the Home Page under *Important To-Dos and Tasks*. Click on **Go to My Planner**.



- To complete any task, click on the hyperlink to take you to the task details, and follow the instructions to complete. As your tasks are completed, they will be marked as such.



6th Grade Naviance Activities

Complete Career Cluster Finder

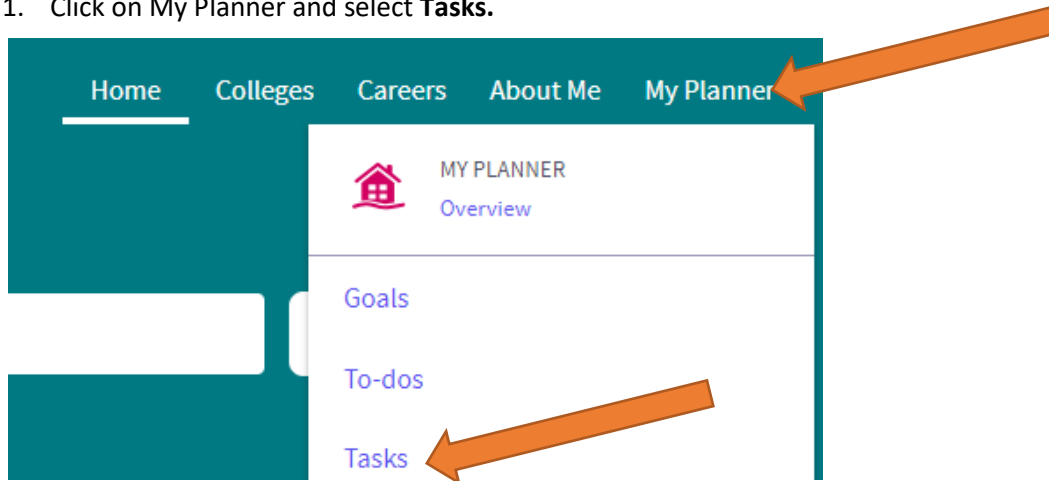
The Cluster Finder results will give you suggestions to career clusters that may be a good match for you based on activities that interest you, personal qualities that you have, and subjects that you enjoy.

General Overview:

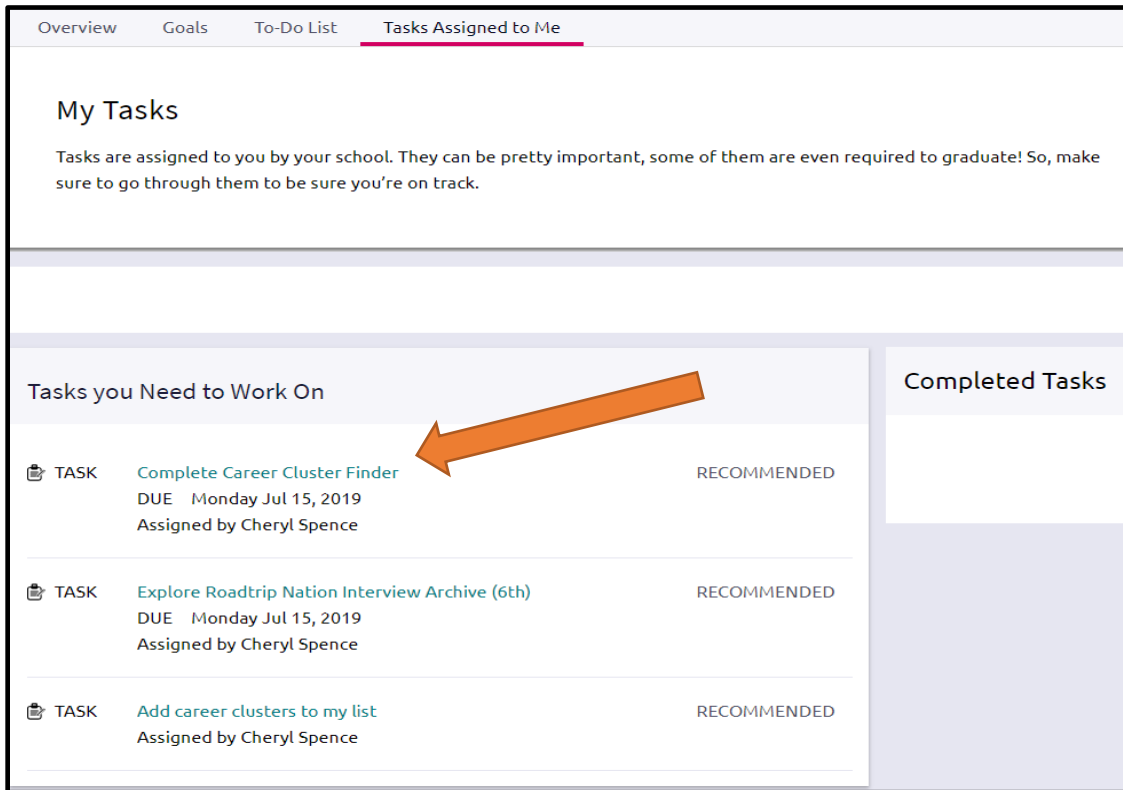
- Start with the activities checklist to identify what you might like to do in the future and ones that you are interested in or can do now.
- At the end of the first page, click Continue to move on through each page and complete the assessment.
- The assessment can take 15-20 minutes. Results can be used to view and favorite career clusters.

Navigate to the Career Cluster Finder Task

1. Click on My Planner and select **Tasks**.






2. This will take you to the *Tasks Assigned to Me* tab. Click on the **Complete Career Cluster Finder**.



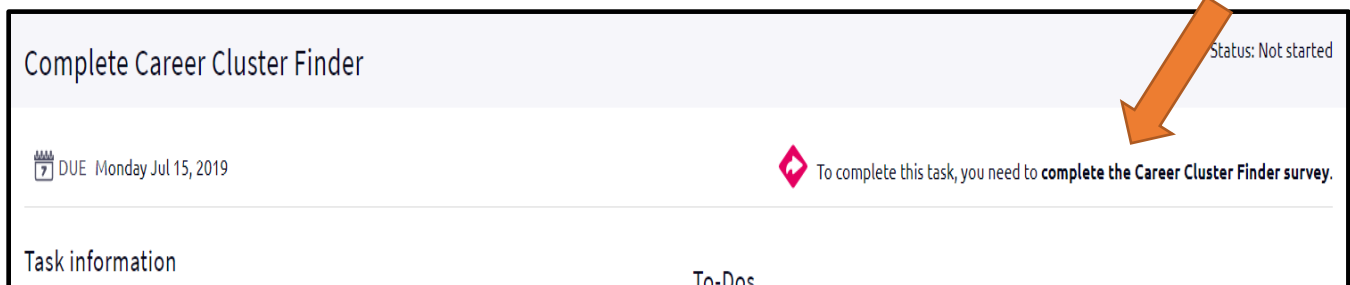
Overview Goals To-Do List **Tasks Assigned to Me**

My Tasks

Tasks are assigned to you by your school. They can be pretty important, some of them are even required to graduate! So, make sure to go through them to be sure you're on track.


Tasks you Need to Work On	Completed Tasks
 TASK Complete Career Cluster Finder RECOMMENDED DUE Monday Jul 15, 2019 Assigned by Cheryl Spence	
 TASK Explore Roadtrip Nation Interview Archive (6th) RECOMMENDED DUE Monday Jul 15, 2019 Assigned by Cheryl Spence	
 TASK Add career clusters to my list RECOMMENDED Assigned by Cheryl Spence	


3. Click on the complete the **Career Cluster Finder survey** link next to the pink arrow.



Complete Career Cluster Finder

Status: Not started

 DUE Monday Jul 15, 2019

 To complete this task, you need to **complete the Career Cluster Finder survey.**

Task information To-Dos

4. Read the introduction and click Start.

Career Cluster Finder

STEP 1

Intro

STEP 2

Profile Questions

STEP 3

View Results

Find career clusters that match your interests and personal qualities.


The Career Cluster Finder will help you learn what career clusters may be a good match for you based on activities that interest you, personal qualities that you have and subjects that you enjoy studying in school.

You'll answer questions about:

- 1. Activities**
Select activities you enjoy doing now and would like to do in the future.
- 2. Personal Qualities**
Select personal qualities that best describe you.
- 3. School Subjects**
Select subjects you enjoy studying in school.

That's it! Based on your answers, we'll show you the list of the top clusters that are likely to be a good match for you.

START



5. Make selections and click *Continue* on the bottom of the page to complete the assessment.
6. Once complete, your results will display, including your top three clusters.

Your Results

Your Top Clusters

CLUSTER

Education and Training

♡ Favorite

CLUSTER

Human Services

♡ Favorite

CLUSTER

Hospitality and Tourism

♡ Favorite

Show more

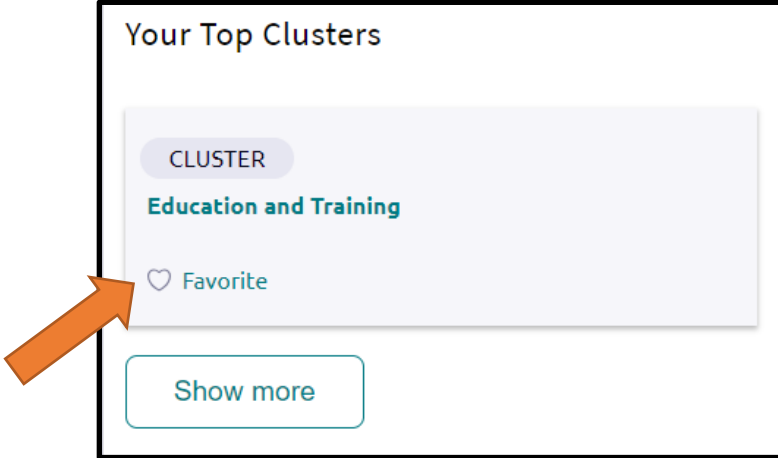
Your ranking of all clusters:

Education and Training 71%

Add/Update Favorite Cluster and Pathways

To add a career cluster to your Favorites list, simply click on the heart icon under the cluster name. The heart will turn pink once selected.

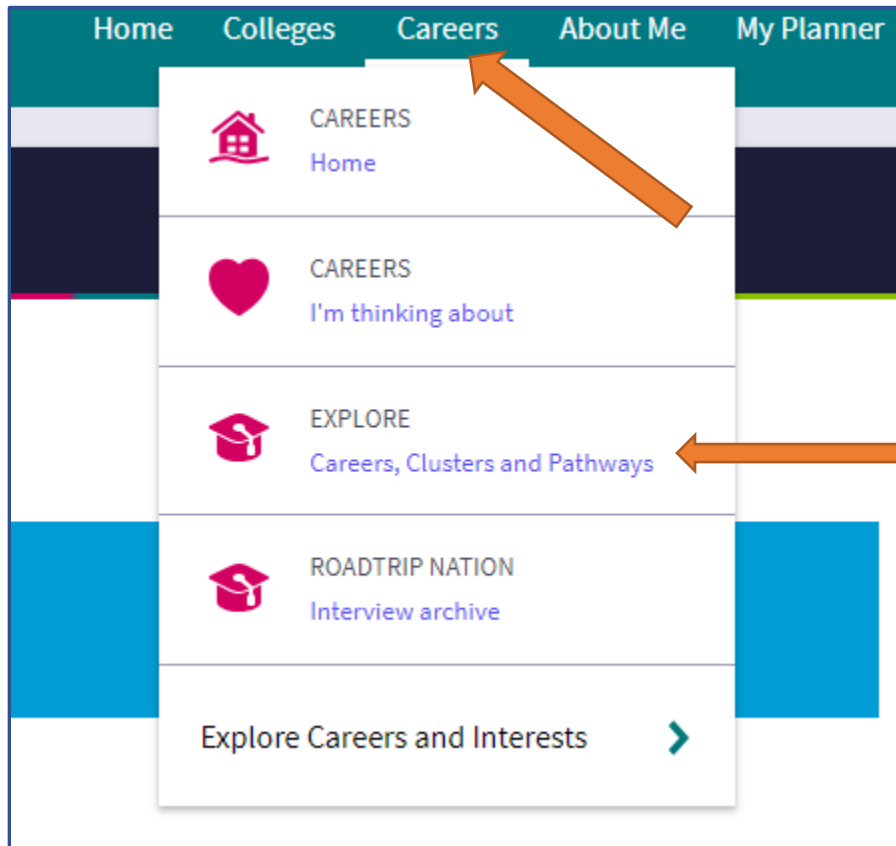
- To remove a favorite, simply deselect the heart by clicking on it again.



- You can also click on "Show More" above to show all of your clusters and select one or more as a favorite.

Explore Careers, Clusters and Pathways

- Select the Careers Tab and choose **Explore** Career, Clusters and Pathways.



- You can choose to explore by keyword, category, career name or Holland Code (personality type).

Explore Careers and Clusters

Career Lookup

Lookup by keyword

Go

Lookup by category

N/A
▼
Go

Lookup by Holland Code [Learn More](#)

No Preference
▼
Go

Lookup by career name

ABCDEFGHIJKLMNOPQR
STUVWXYZ

- You can view your favorites anytime on the Careers Page either on the left-hand side under Quick Links or near the upper-right corner on the View my favorite careers and clusters link.

Quick Links

EXPLORE CAREERS

[Favorite careers and clusters](#)

[Explore careers and clusters](#) ←

WHAT ARE MY INTERESTS?

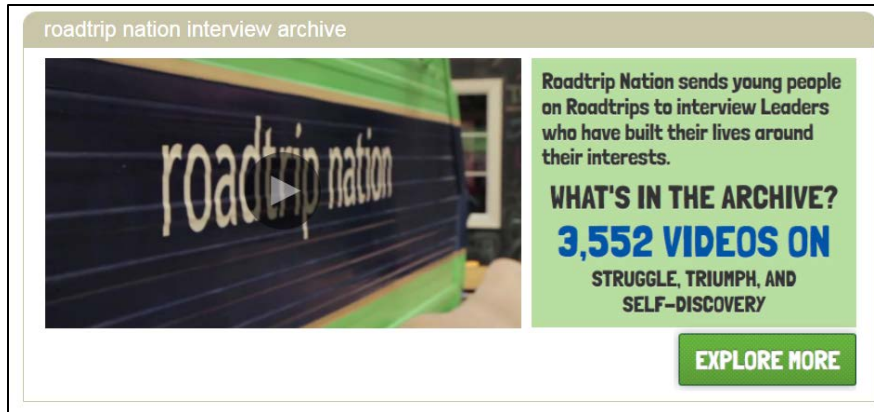
[Career cluster finder](#)

🔍

♥ [View my favorite careers and clusters](#) ↗

Explore Roadtrip Nation Interview Archive

- The Roadtrip Nation Interview Archive is located under the **Careers** tab.
- You can also access it by going to **My Planner → Tasks**.
- Here you will find video interviews, conducted by students, of professionals from all walks of life (from CEOs to surf shop owners).
- You can search by Interest, Themes, Leaders or click on “Find your road” for suggestions based on similar interests to yours.



- Once you have watched several videos that interest you, navigate back to your My Planner > Tasks Assigned to Me section, click on the Explore *Roadtrip Nation Interview Archive* task and post a comment about the video you watched.
- **Important: You must post a comment in order for the task to be marked as completed. Type in your comment and click on the *Add Comment* button.**

